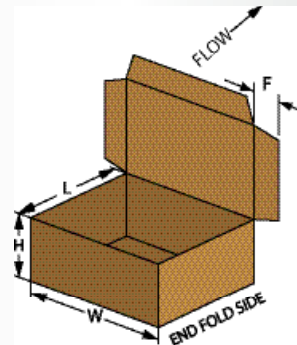


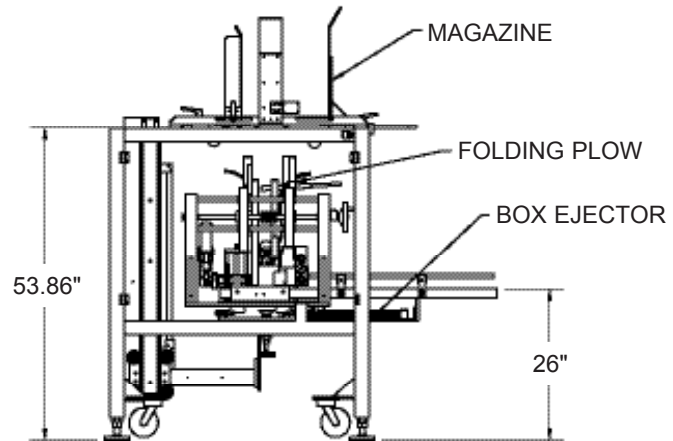
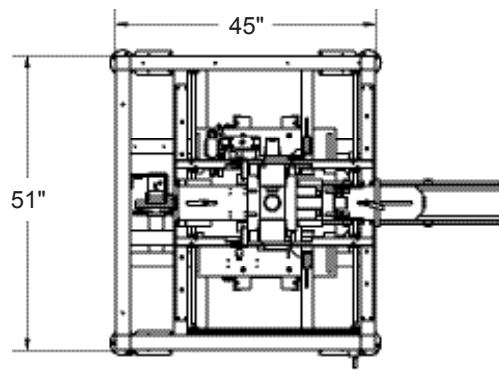
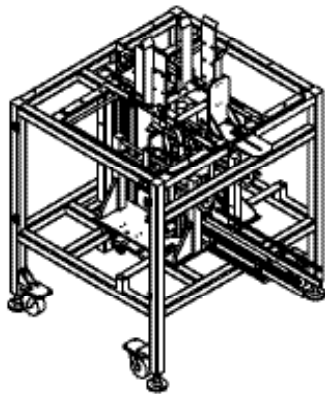


MACHINE FEATURES

- Heavy-duty rugged construction designed for high durability and around-the-clock operation
- Laser cut and CNC machined components for maximum precision
- Powder coat finish that provides a durable scratch resistant surface and prevents corrosion
- 150 capacity blank feed hopper - easy to load and adjust
- Positive blank control with Venturi vacuum pull-down system
- Tool-less changeovers with scales for setup repeatability
- Allen-Bradley® PanelView 600Plus operator interface with color touchscreen, message display and self-diagnostics
- Emergency stop on the control panel
- On-demand product release photo sensor

Box Sizes	Width	Length	Height	F max
	5"-11"	5"-7"	2.5"-4"	3.75"





OPTIONS

- Machines can be customized to handle box sizes outside standard specifications
- Extended outfeed
- Additional e-stops can be added upon request
- Stack light provides visual indication of machine operating status
- Casters for machine portability
- Spare parts kit
- Preventive maintenance contracts

SPECIFICATIONS

Speed

- Up to 15 cycles per minute

Power Requirements

Electrical

- 115VAC, 1Ph, 5A, 60Hz, 0.575kW
- Other voltages available on request

Pneumatic

- 80 psi, 1.25 cubic feet per cycle

Box Sizes*

- Width: 5"- 11"
- Length: 5"- 7"
- Height: 2.5"- 4"
- F max: 3.75"
- Max. blank size: 27"W x 22"L

* Other sizes available on request. Not all values can be combined. Contact factory with blank samples for evaluation and quotation.



Box Folding Area



User-Friendly Operation Controls



Blank Feed Hopper