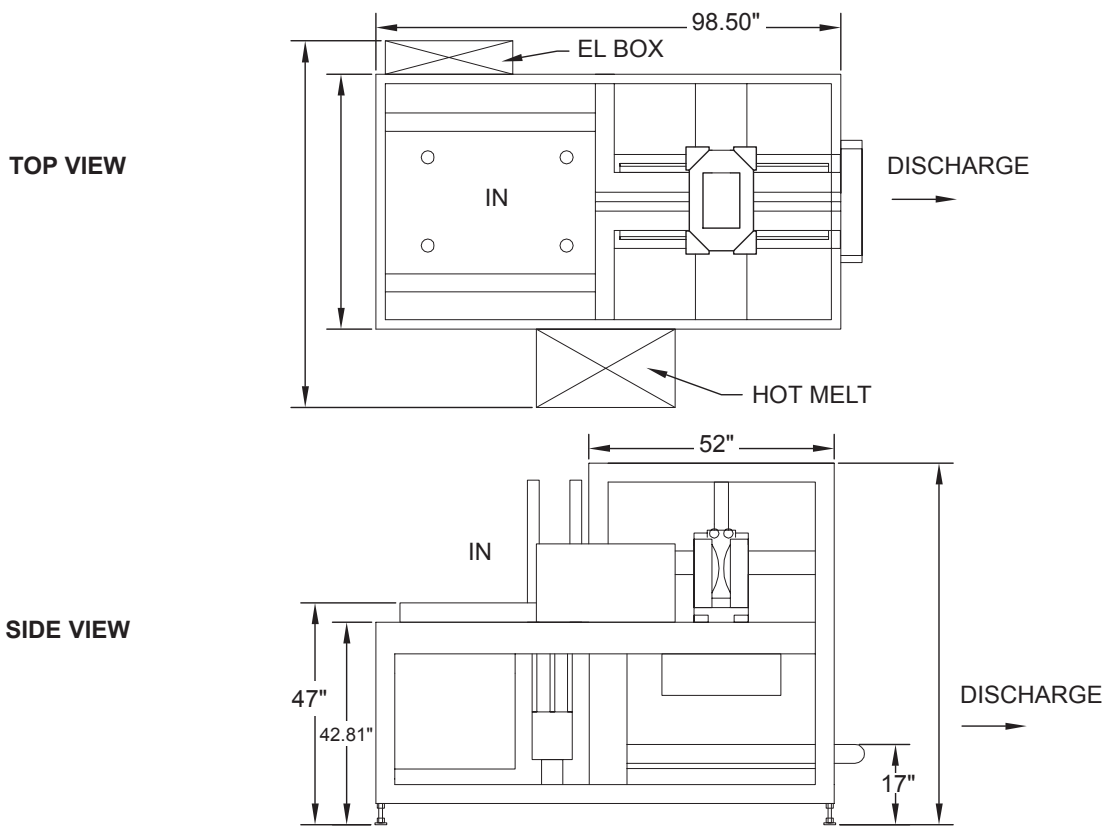




MACHINE FEATURES

- Heavy-duty rugged construction designed for high durability and around-the-clock operation
- Laser cut and CNC machined components for maximum precision
- Powder coat finish that provides a durable scratch resistant surface and prevents corrosion
- Nordson ProBlue® hot melt glue system
- 150 capacity blank hopper - easy to load and adjust based on b flute
- Positive blank control with Venturi vacuum pull-down system
- Quick tray punch changeover
- Tool-less changeovers with scales for setup repeatability
- Allen-Bradley® PanelView 600Plus operator interface with color touchscreen, message display and self-diagnostics
- Stack light provides visual indication of machine operating status
- Clear Lexan guard doors with interlocking safety system for operator protection and easy access
- Two emergency stops located at strategic points on the machine
- On-demand product release photo sensor





OPTIONS

- Right hand or left hand discharge
- Powered magazine – up to 500 tray blank capacity based on b flute
- Casters for machine portability
- Machine can be customized to handle tray sizes outside standard specifications
- Trays with different folding sequences
- Additional e-stops can be added upon request
- Stainless steel construction
- Spare parts kit
- Preventive maintenance contracts

SPECIFICATIONS

Speed

- Up to 25 trays per minute

Power Requirements

Electrical

230VAC, 3Ph, 27A, 60Hz, 11kW
Other voltages available on request


Pneumatic

- 80 psi, 1.25 cubic feet per cycle

Tray Sizes

- Width: 7"-30"
- Length: 5" to 20"
- Height: 1.5" to 6"
- Max blank side: 42" L x 32" W


* Other sizes available on request Not all values can be combined. Contact factory with blank samples for evaluation and quotation.



Optimal Extended Blank Feed



User-Friendly Operation Controls



Exit Conveyor